

OLYMPIC FENCING



PRODUCT TECHNICAL DATASHEET

MEDIO



SWING



SLIDING



CANTILEVER



MEDIO BH30

Electromechanical HIGH SPEED BRUSHLESS motor, low voltage, super intensive use, onboard encoder, ideal for sliding gates up to 600kg with built in digital controller B70 series and magnetic limit switch.



Brushless



Intensive Use

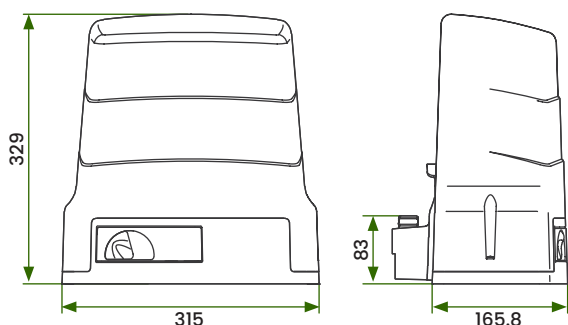


High Speed

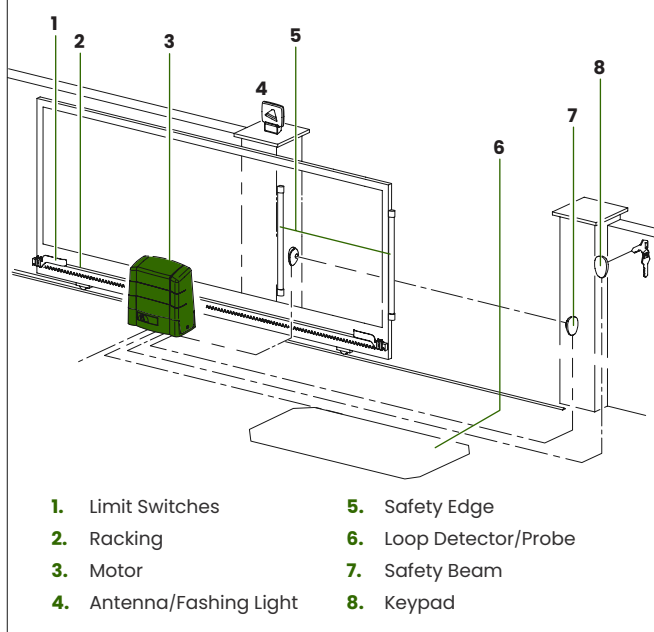


Digital Encoder


Dimensions



Typical Sliding Gate Set Up



Max Gate Weight	600 kg
Maximum Gate Length	12m
Power Line Supply	230V AC - 50Hz
Motor Power Supply	24V
Power Rating	130W
Duty Cycle	100% Intensive Use
Thrust	50 - 500N
Operating Temperature	-20+55°C
Protection Level	IP43
Reductor Type	Irreversible
Manoeuvre Speed	26 m/min (0.4 m/s)
Limit Switch	Magnetic
Onboard Control Unit	B70/IDC
Encoder	Digital encoder + magnetic digital SENSORED, 4096 PPR
Batteries Recovery	Optional 2 internal battery 12V 1.2AH
Type Exit Gear	Z15/mod 4
Maximum Power Absorbtion	140W
Maximum Start Up Force	500N
Maximum Friction At Start	50N



- ◆ **Brushless Digital Motor**
Features a compact design with neodymium iron-baron magnets, available in 24V & 36V AC versions, operating at ambient temperature with low consumption.
- ◆ **Speed & Acceleration With Maximum Safety**
Controls motor torque precisely for smooth acceleration and deceleration, ensuring safety.
- ◆ **Super Intensive Use**
Operates at low voltage with a 100% duty cycle, maintaining low energy consumption.
- ◆ **External Transformer For Heavy Gates**
Low voltage options reduce installation costs where high voltage is unavailable.
- ◆ **Extremely Low Energy Consumption**
Consumes about 1/3 the power of other brands for the same gate weight and speed.
- ◆ **Amazingly Quiet**
Precision gearing and smooth torque control result in very quiet operation, ideal for residential applications.
- ◆ **Powerful Digital Encoder**
SENSORED technology provides 4096 pulses per revolution for precise control and safety in obstacle detection.
- ◆ **Limit Switch**
Available with magnetic limit switches.
- ◆ **Standby Batteries**
Emergency battery backup system available, with optional 'fail open' setting during power outages.
- ◆ **Multifunctional Digital Display**
4-quadrant display with 6 function keys for parameter adjustment, error checking, and self-learning.
- ◆ **High Precision Engineering**
Features premium materials and double shielded ball bearings for precise alignment and durability.
- ◆ **Reinforced Aluminum Body**
Aluminum housing reinforced with titanium and epoxy-painted for weather protection.
- ◆ **Sustainability**
Roger Technology is a green customer-centric company dedicated to creating sustainable products through environmentally responsible production processes, innovative technologies, and a culture that prioritizes the health, safety, and development of its workers and customers.